


# Tying a Cap Ribbon or Tally Band




Centre the ribbon with the SC of SCOUTS directly under the front seam of the cap. Tie an overhand knot directly under the left hand seam of the cap holding the ribbon firmly in position with the thumb until the bow is formed.



The Uppertail is brought down and up again to form the first bight.




The lower tail is passed under the first bight and then up on the outside



A bight is formed in the right hand tail and tucked behind the top end of the first bight.



The knot is now carefully formed and tightened.



The tails are cut to shape.